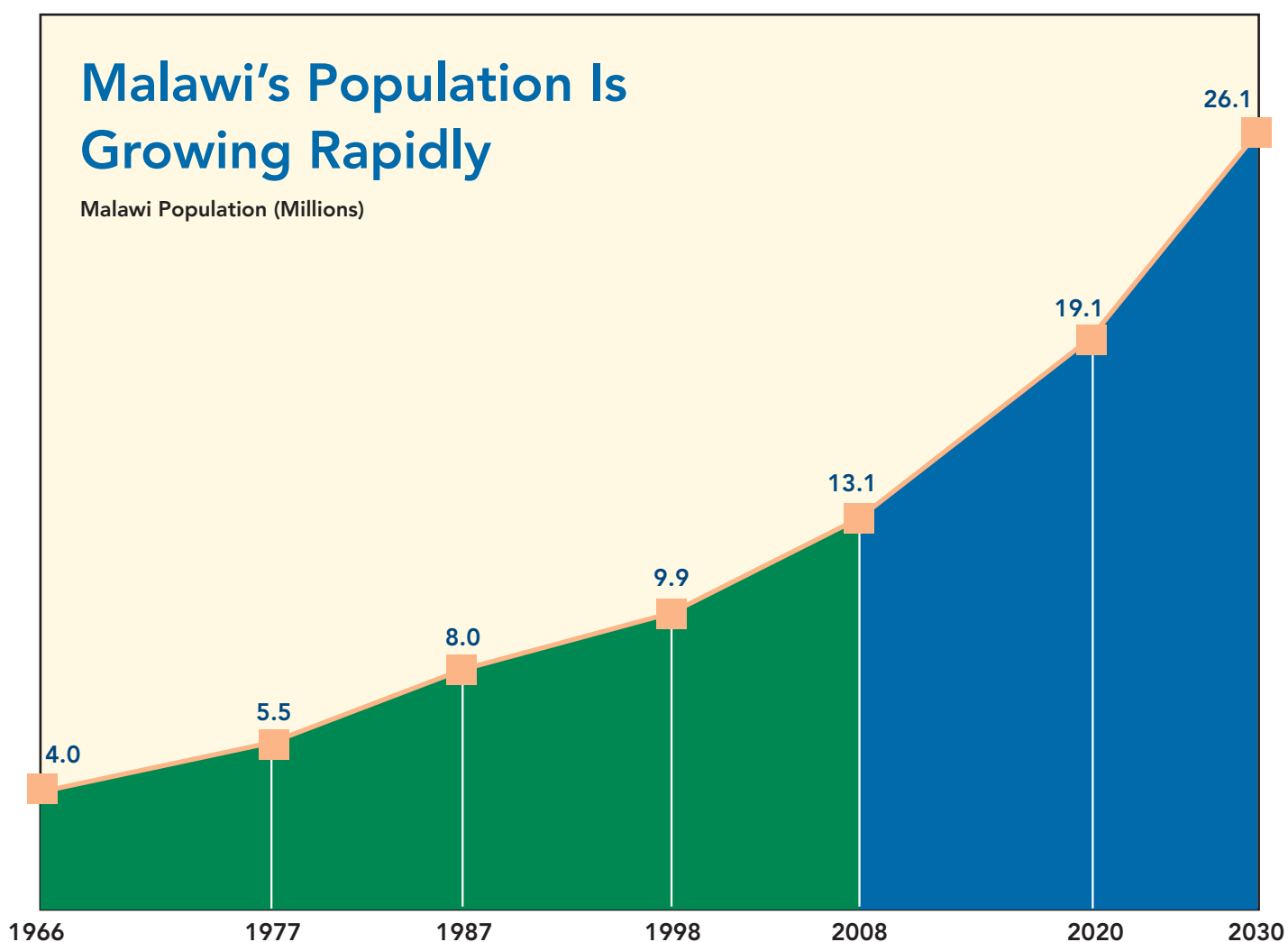
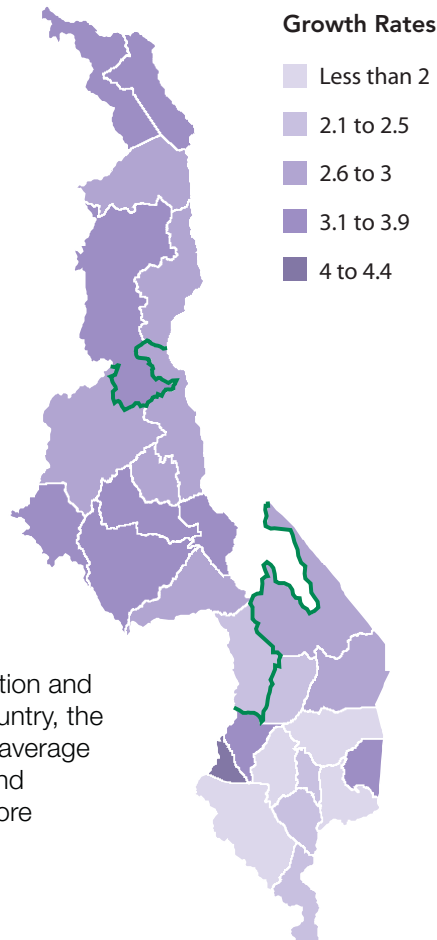


MALAWI POPULATION DATA SHEET 2012



Malawi's population is growing rapidly, and in just over 40 years has increased from 4 million people in 1966 to 13.1 million in 2008. Given the high number of births per woman (currently on average 5.7), the population will continue to increase steadily. Even if the total fertility rate declines from the 2010 level of 5.7 to 4.6 by 2020, the population will still grow to 26 million in 2030.

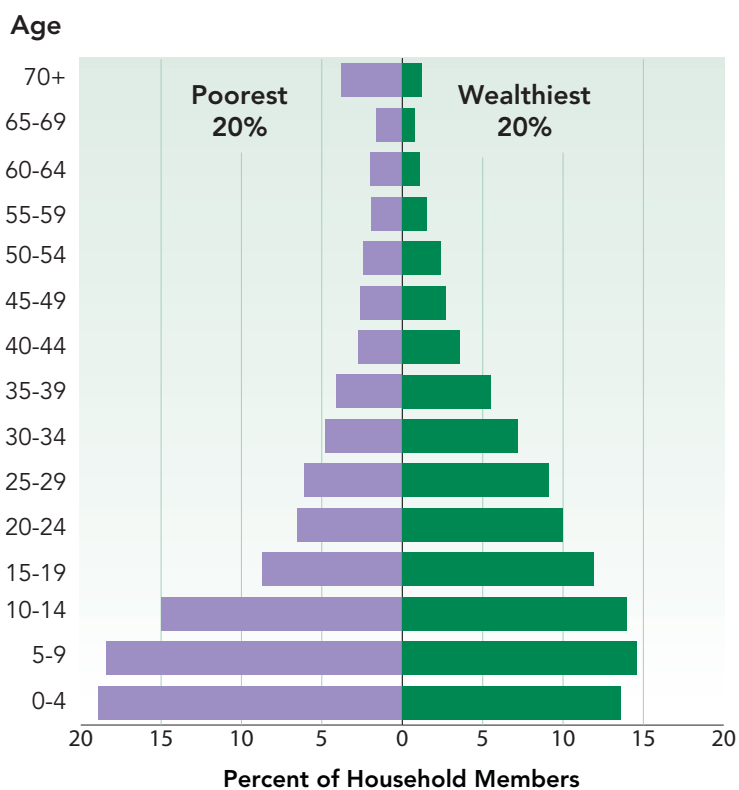
Population Is Growing Faster in the Northern and Central Districts



A closer look at the census data provides insight into the distribution and concentration of the population at the district level. Within the country, the annual population growth rates were highest (above the national average of 2.8%) in the districts of the less densely populated Northern and Central regions. Growth has been slower in the districts of the more densely populated Southern region.

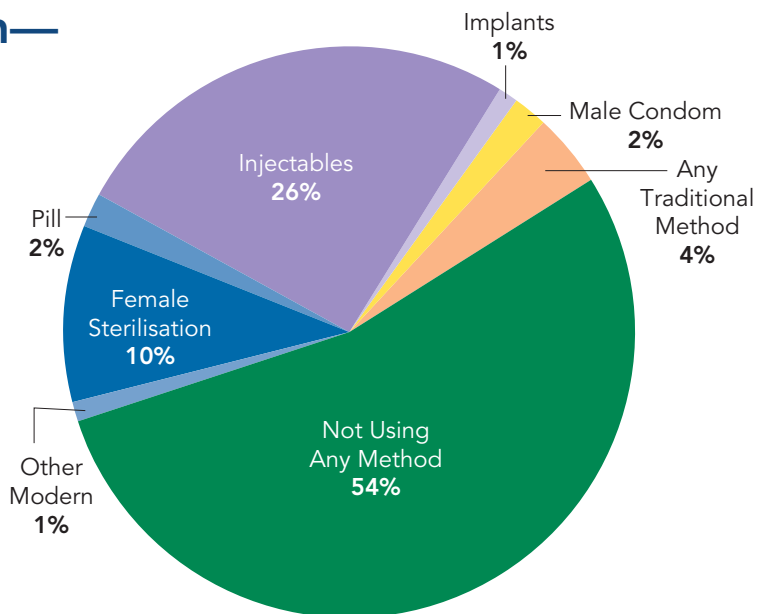
The Age Structure of Malawi Varies by Household Wealth

With sustained high fertility over the last decade, the age structure among the poorest 20 percent of the population is extremely youthful. The median age is 13. During the same time period, the wealthiest 20 percent began to experience a fertility decline, increasing the median age of this group to 17.



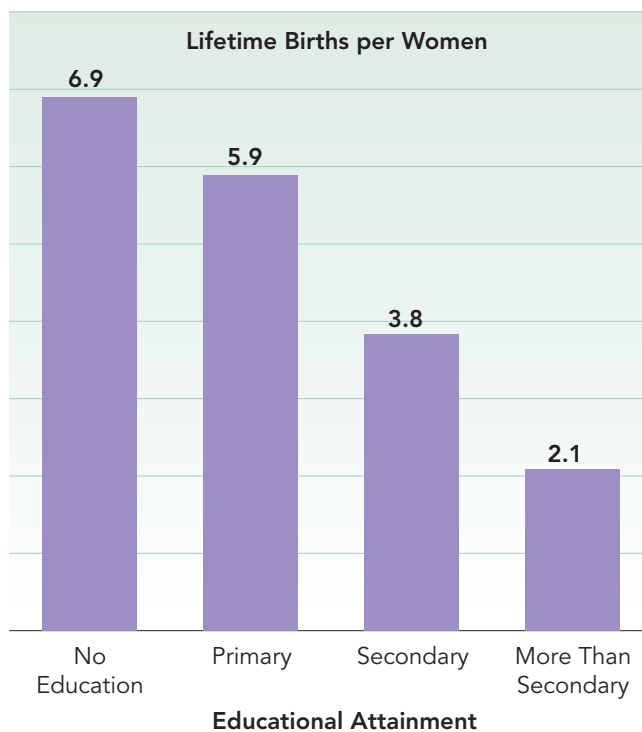
Use of Modern Contraception— Especially Injectables— Is Very High

Among married women ages 15 to 49, 42 percent use modern family planning methods. More than one out of four married women use injectables, and an additional 10 percent have opted for female sterilisation. Six percent use other modern methods including the pill, implants, and condoms. Four percent of married women rely on traditional methods, such as periodic abstinence or withdrawal, to space or limit their births.



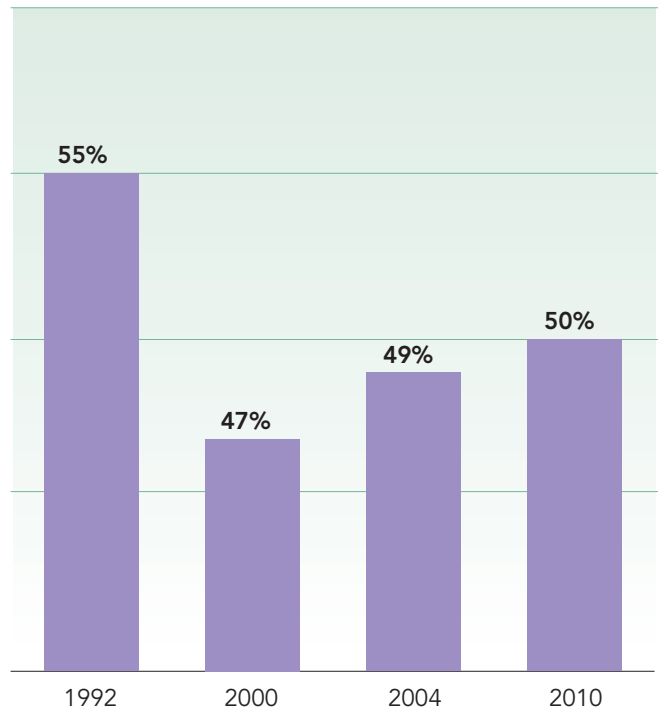
Women With More Education Have Fewer Children

Educational attainment and fertility are closely related. Women with higher levels of education tend to have fewer children. Women with no education have an average of more than three times as many children as women who continued their studies beyond secondary school.



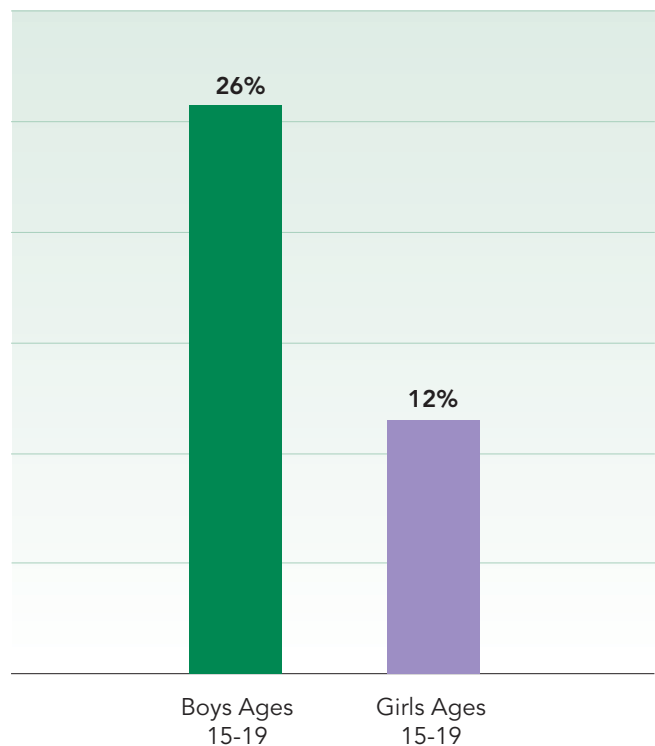
Many Young Women Are Married by Age 18

Early marriage persists, with little variation in more than a decade. Among young women ages 20 to 24, half were married by age 18. By delaying marriage, young women are more likely to have fewer children and continue their education.



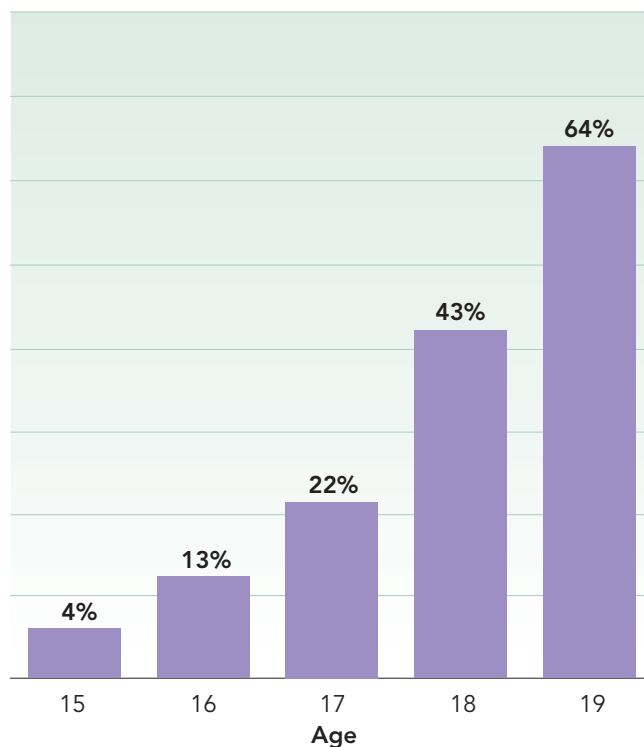
Many Adolescents Have Sex Before Age 15

More than one in four adolescent boys has had sex before age 15, and are twice as likely to have sex before age 15 as girls. Providing family planning to young people prevents disease and unintended pregnancy, and promotes a healthy transition to adulthood. Given the high prevalence of HIV, it is important to reach young people with information about how to avoid infection.



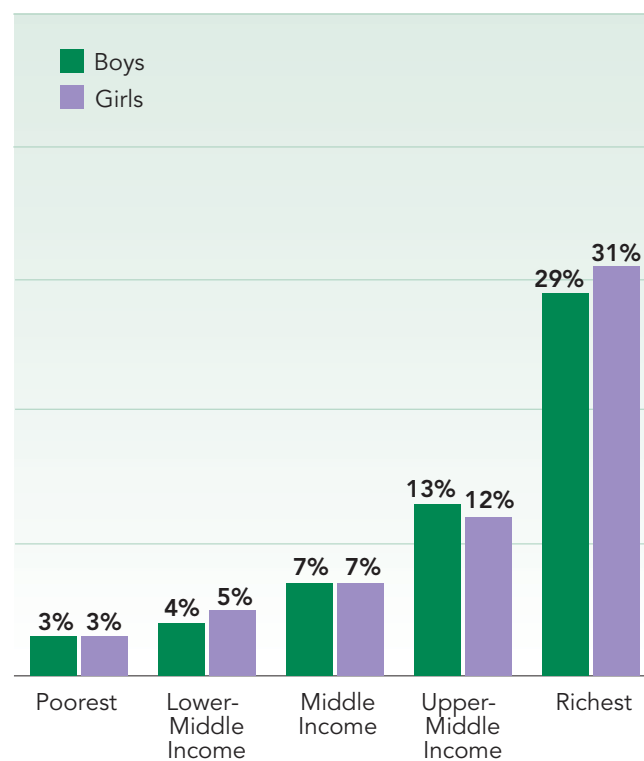
Many Adolescent Women Have Begun Childbearing by Age 18

In Malawi, a child is legally defined as any person under the age of 18. More than 1 in 5 adolescent girls have begun bearing children by age 17. Early childbearing is a major health concern because of the increased risks of death and disability to both mother and child during pregnancy and childbirth.



Secondary School Attendance Varies Widely Between Income Levels

While secondary school attendance varies little between boys and girls, there is a wide variation between income levels. Because education plays a key role in shaping an individual's lifestyle and status in society, all students should be encouraged to continue their studies. Students who stay in school longer tend to delay marriage, have smaller families, and be better informed about health-related behaviors.



Population

	Population 2012 (Millions)			Population Under Age 15 (%) 2011	Population Density per Square Kilometre		Lifetime Births per Woman (Total Fertility Rate)	Secondary School-Age Youth Attending Secondary School	
	Total	Women	Men		1998	2008		Women	Men
TOTAL	14.8	7.7	7.1	46	105	139	5.7	13	12
Rural	12.5	6.5	6.0	47	—	—	6.1	9	9
Urban	2.3	1.2	1.1	40	—	—	4.0	30	28
North	1.9	1.0	0.9	46	46	63	5.7	17	13
Central	6.3	3.2	3.1	46	114	155	5.8	10	9
South	6.7	3.5	3.2	46	146	184	5.6	14	14

Family Planning and Maternal and Child Health

	Mean Ideal Number of Children for All Women Ages 15-49	Median Age at 1st Marriage Among Women Ages 20-24	Married Women Ages 15-49 Using Contraception (%)		Married Women Ages 15-49 With Unmet Need for Family Planning (%)			Live Births Delivered in a Health Facility (%)	Deaths to Children Under Age 5 per 100,000 Live Births
			Any Method	Modern Method	Total	Spacing	Limiting		
TOTAL	4.0	18.0	46	42	26	14	12	73	127
Rural	4.1	17.7	45	41	27	15	12	71	130
Urban	3.4	19.5	54	50	24	12	12	86	113
North	4.1	18.0	47	39	24	15	9	79	108
Central	4.0	18.3	48	45	27	14	13	71	129
South	4.0	17.6	44	41	26	14	12	74	130

Gender-Based Violence				Water and Sanitation	
	Women Ages 15-49 Who Have Experienced Spousal Violence (%)	Adults Ages 15-49 Who Think That a Husband Is Justified in Hitting or Beating His Wife Under Certain Circumstances (%)		Households With an Improved Toilet Facility (%)	Households With Access to an Improved Drinking Water Source (%)
		Women	Men		
TOTAL	40	13	13	8	80
Rural	39	13	14	6	77
Urban	46	10	8	19	93
North	40	26	18	5	83
Central	43	14	13	8	74
South	37	8	11	9	84

HIV/AIDS					
	Adults Ages 15-49 With HIV/AIDS (%)			Youth Ages 15-24 Who Have Ever Been Tested for HIV and Received the Results (%)	
	Total	Women	Men	Women	Men
TOTAL	11	13	8	81	53
Rural	9	11	7	80	53
Urban	17	23	12	87	54
North	7	8	5	87	64
Central	8	9	6	81	55
South	15	18	11	81	49

NOTES AND DEFINITIONS

ACKNOWLEDGMENTS

This data sheet was prepared by the Population Reference Bureau's (PRB) **Informing Decisionmakers to Act** (IDEA) project and the Department of Population at the Ministry of Economic Planning and Development of Malawi. This publication is made possible by the generous support of the American people through the United States Agency for International Development (USAID) under the terms of the IDEA Project (No. AID-0AA-A-10-00009). The contents are the responsibility of the Population Reference Bureau and do not necessarily reflect the views of USAID or the United States Government.

SOURCES

The data and figures are compiled from the following sources: the *2008 Malawi Population and Housing Census* (Zomba, Malawi: Malawi National Statistics Office, 2008); the *Analytical Report, Volume 7, Population Projections* (Zomba, Malawi: National Statistics Office, 2010); the *2010 Malawi Demographic and Health Survey* (Calverton, MD: Malawi National Statistics Office and ICF Macro, 2010).

NOTES AND DEFINITIONS

Data in the table and graphics may not sum to 100 percent due to rounding.

Mid-year Population 2012

Calculations are based on the National Statistics Office's estimates and 2008 national census data.

Population Density per Square Kilometre

Population size divided by the number of square kilometres in a given area.

Total Fertility Rate (TFR)

The average number of children a woman would have assuming that current age-specific birth rates remain constant throughout her childbearing years (considered to be ages 15 to 49). Total fertility rates are for the 36-month period prior to the survey.

Secondary School-Age Children

Children ages 14 to 17.

Mean Ideal Number of Children

The average number of children that women ages 15 to 49 ideally would like to have or have had in their lifetime.

Median Age at 1st Marriage

The age at which half of women ages 20 to 24 have married or are living in union for the first time.

Contraceptive Use

The percentage of currently married women ages 15 to 49 who are using any form of contraception. "Modern" methods include female and male sterilisation, pills, intrauterine devices (IUD), injectables, implants, female and male condoms, and emergency contraception. "Any" methods include modern and traditional methods such as rhythm/periodic abstinence, withdrawal, other methods.

Unmet Need for Family Planning

Women are considered to have an unmet need for family planning if they wish to delay, space, or limit their next pregnancy by two years or more and are not currently using any method of contraception.

Spousal Abuse

The percentage of ever-married women ages 15 to 49 who ever experienced emotional, physical, or sexual violence committed by their husband/partner.

Improved Toilet Facility

Toilet facilities not shared with other households that flush or pour to piped sewer system, are a ventilated improved pit, or a pit latrine with slab.

Improved Drinking Water Source

Drinking water sources that include piped water into dwelling/yard/plot, public tap/standpipe, tube well or borehole, protected dug well, protected spring, or rainwater.

© 2012 Population Reference Bureau. All rights reserved.

